



FIVEPATCH

Bristol, Gloucestershire and Somerset

Issue 1

2021

Spring



Patchwork Flowers by Ann Moody

ECT Travel

All of our tours are escorted!
COME WITH US TO DISCOVER THE WORLD'S QUILTING AND TEXTILE TREASURES



The 2nd edition of the India Quilt Festival, Chennai India's only International Quilt Show January 2023

Why not join Us?



Quiltmania's Pour L'Amour du Fil
Nantes April 2021



Dutch Quilting and Spring Highlights
Tour April 2021



Quilt Festival Noord Groningen
The Netherlands June 2021



E: sales@ecttravel.com

ecttravel.com

T: +44(0) 1225 333747

The Patchwork Basket

Come and visit us for a great selection of patchwork fabrics and haberdashery.
A full programme of classes, workshops and sit n' sews throughout the year.

Mail order is also available.

10% discount on fabrics for Quilters' Guild members when you visit.

8 Church Street
Newent GL18 1PP
Tel 01531 822442

mags@thepatchworkbasket.co.uk
www.thepatchworkbasket.co.uk

Opening hours
Tues to Fri 10:00 to 5:00
Saturday 9:30 to 5:00
Closed Sun & Mon



REGION FIVE TEAM

<p>Co-ordinator Liz Jarvis 41 Hallam Road Clevedon BS21 7SE 01275-880259 reg5@quiltersguild.org.uk</p>	<p>Secretary & Somerset Rep Wendy Booth-Boyd 13 Barrows Road Cheddar Somerset BS27 3AY 07403196614 someset@quiltersguild.org.uk</p>
<p>Treasurer Gill Griffiths 3 Wilsons Close Nether Stowey, Bridgwater TA5 1LS 01278-733709 treasurer_reg5@quiltersguild.org.uk</p>	<p>Newsletter Editor Judith Barker 2 Mealings Yard, 55a High Street Bristol BS9 3ED 0117-959-3901 newsreg5@quiltersguild.org.uk</p>
<p>Web Editor Vickie Farrall Keeds Cottage, Keeds Lane Long Ashton North Somerset BS41 9BY 01275 394 325 web_reg5@quiltersguild.org.uk</p>	<p>North Somerset Rep Heather Fowler 2 Fallowfield Worle, Weston super Mare Somerset BS22 6UT 07967527455 northsomeset@quiltersguild.org.uk</p>
<p>Gloucestershire Rep ● ** vacancy</p>	<p>Young Quilters' Contact ● ** vacancy</p>
<p>Bristol Rep Michaela Knight 17 Rockwell Avenue Bristol BS11 0UF bristol@quiltersguild.org.uk</p>	<p>Committee member Cheri Pinner The Kaple Evanwood House West End, Wickwar Glos GL12 8LB</p>

Dear Members,

Welcome to 2021 and our latest edition of Five Patch. I hope the festive season treated you and yours kindly and you made contact with family and friends

Many thanks to those who joined our Rudolph Workshop with Gary Mills - a fun and productive morning with an excellent tutor and a welcome addition to my Christmas decorations.

I'd like to extend a very warm welcome to new members and those who have transferred from other Regions - I look forward to meeting you when allowed!

Unfortunately we are postponing our 6th March Regional Day in Cheltenham yet again - with the new lockdown and despite the beginning of the vaccination programme there are still too many uncertainties. We will have to content ourselves with a simpler Zoom meeting – **Sip and Show!** More news of this will be in an emailed newsletter in early February along with dates for a monthly get together again via Zoom. Please contact me if you would like to join in but are unsure about how to use Zoom. It is completely free to use to join a meeting.

This brings me on to request that those of you who have not given the QG office in York an email address for contact to reconsider if you can provide one - this is the last Five Patch we can afford to post to everyone as without Regional days and other fundraising we are running low on funds. As a Region we receive about £1 per member and about £10 per Affiliated Group a year from QG subs and we have to raise the funds to pay the approx £2.80 each issue of Five Patch costs to print and post. We are most grateful to have the continued support of our advertisers in these uncertain times.

This has been a difficult decision to make, as most of us do like a paper magazine to read, but other QG regions which have already taken this step assure us that their members have adapted quickly.

On the positive side, a digital magazine will mean that we can have more colour photos (colour printing is expensive) and possibly more frequent updates.

And please be reassured, although we have held online events during the pandemic, the committee is well aware that this is no substitute for real life. No-one needs to worry that everything will go online. We are all looking forward to getting together, meeting real people, and handling real fabric. I think the first in-person meeting we have will be a real celebration!

Two of our Committee Members will have to retire in April and we will need a new Treasurer and a new Newsletter Editor. Many Regions fill posts with very successful job shares and I hope that several of you will please come forward to help us - many hands make light work! I would particularly welcome members who also belong to specialist groups.

I have long thought that having these Groups represented could mean Regional and other events would offer greater appeal to our members.

I expect like me many of you have been You Tubing and Zooming - there seems to be so much online activity but I am very much looking forward to seeing you all in person again - it would be lovely to have another ***Quilts around the House*** event before I retire as co-ordinator - fingers crossed for something in late summer!

Best wishes to you all

Liz

reg5@quiltersguild.org.uk



SPINNING
WEAL
—
CLEVEDON

Free UK delivery
•
10% off quilting materials
for Guild members

Quilting • Haberdashery • Knitting • Spinning • Weaving • Felting
1000+ bolts of Fabric • Batting • Interfacings • Accessories • Calico • Aurifil 40/3

You can order from us by phone, email and from select stock on our online shop. UK delivery is free. We can organise video calling or sending photographs to help you choose the right things for your project.

We are here:

Tuesday – Saturday, 9:30-4pm

@spinningweal • www.spinningweal.com • 01275876000
mail@spinningweal.com • 63 Hill Rd, Clevedon, BS21 7PD

Region 5 Co-ordinator's Challenge Autumn 2020
The Red House Block

Thank you to everyone who took part and The Guild for extending the timing to allow us to use the free block for this purpose. I had 15 entries in total - 10 arrived online and 5 in the post. I decided to award 3 equal prizes - 2 for the email entries and 1 for the postal ones. Everyone has had their blocks returned long ago and the winners each received a QGBI Red House tea towel and coaster. It would be lovely to see some completed Red House Quilts when we can all meet again in person - I know there's a group out there in Gloucestershire called The Red House Rebels!

Welcome to new members in Region 5

Due to the new stricter data protection laws we can no longer print the names of our new members, but Liz Jarvis, the co-ordinator, and all the regional team, would like to welcome you to membership of The Quilters Guild of the British Isles.

We hope to meet you and welcome you in person at any of the events taking place across Region Five. Please introduce yourself to any of us on the day, and we will make sure that you are not seated alone, wondering who to talk to. We are a friendly bunch!

The Quilters Guild of the British Isles is registered in England and Wales as a charity, no. 01067361 and as a Company limited by Guarantee, no. 3447631.

The Quilters Guild of the British Isles is registered in Scotland as a charity, no. SCO43174.

Registered office: St Anthony's Hall, Peaseholme Green, York
YO1 7PW

Views and opinions expressed in Five Patch are the views of the individual writers and may not represent the views of QGBI.

A first effort.....

Not having really done any quilting before, I arrived to join Apple County Quilters, only to meet a group of ladies who said sunnily “We are making bags for the tombola for our forthcoming exhibition today. There are a bunch of patterns and plenty of fabric, so just help yourself”.

I didn't like to admit that I had never made a bag before.....

I picked a pattern and did some cutting out. I hand quilted the fabric with a heart and some lines and took it home to complete. It had occurred to me that it looked as though it was going to be a bit of a small bag, but only when I read the pattern properly, did I realise I should have cut out two of everything. I had to arrange to get access to the place where we meet at the weekend to get more fabric.

Once I started to make up the bag, I discovered that I had had the main piece (with the heart) upside down. My husband helpfully suggested that it could be a chevron rather than a heart. I did finish it and it wasn't too bad an effort, but I wasn't impressed with myself.

I'm glad to say that I did a bag making course with Jan Tillett late last year and I have come a long way since my first bag!

Liz Christie

Apple County Quilters meet near Wellington, Somerset

Upcoming retreats from



justhands-on.tv

Quilting



With Sarah Soward and Pauline Bolt

27 - 28 March 2021

Langstone Quays Resort, Hayling Island, Hants

Price £395

Quilting



With Janet Clare

15-16 May 2021

Denham Grove Hotel, Denham, Bucks

Price £375

Recycling and Upcycling



With Paula Doyle and Sallieann Harrison

22 - 23 May 2021

Denham Grove Hotel, Denham, Bucks

Price £375

Embroidery



With Anja Townrow

12-13 June 2021

The Hog's Back Hotel & Spa, Farnham, Surrey

Price £395

Book NOW via our website:

www.justhands-on.tv/events/retreats

For further details contact us at: retreat@justhands-on.tv

Rudolph the Red-nosed Reindeer.

Christmas came early as a small group of Region 5 members (plus a couple of QGBI members from other Regions) really enjoyed Gary Mills' Zoom workshop on free motion appliqué in November. Gary's cheerful, generous and very thorough teaching took us from blank calico to several pieces with appliquéd Rudolph all complete; new techniques learnt and confidence in free motion appliqué grown.



This was a first time for most of us taking part in a workshop over the internet, but what a success! Hopefully Gary will be our speaker at a Regional Day not too far in the future.

Lullingstone Challenge update



Unfortunately, with the continuing presence of Covid-19 in the UK, Region 2 had to take the hard decision to postpone the Lullingstone Quilt & Craft Festival which should have been held at the beautiful Lullingstone Castle and World Garden firstly in July and then again in September 2020.

The themes for the challenge and tombola are going to be repeated in 2021 when we hope to showcase quilting talent from all round the UK and abroad from July 16th to 18th.

If you didn't get time to make something for our challenge (**Two Fabrics**) or the tombola (**Bees, Bugs and Butterflies**) then why not do something this winter while we are still having to stay at home to be safe?

More information from **Jan Allston** Region 2 Co-ordinator
reg2@quiltersguild.org.uk or 01323-487411

The entry form for the challenge will appear on The Quilters' Guild website, Region 2 pages, early next year.

' ... they called her Mad Mary ...'

She was always inclined a little to the eccentric. She was one of the first to wear a flower garland when that was seen as slightly odd, and her love of colour and shape had led to unexpected clothing choices. But recently that eccentricity had edged nearer to the outrageous. Her hats (or 'crowns' as she preferred to call them) and dresses had become ever more spectacular, even spectacularly inappropriate on cold, grey days. And the garden that she had nurtured so intensely was now repaying her with a vengeance. Trailing stems grew thicker and entwined; the exotic flowers she had persuaded into bloom yielded strong fragrances at dusk that beckoned her outside. She began to hear sounds and murmurs from behind, or did they rise from within? the fluttering hedge, a whisper on the breeze, and she turned her face to feel its breath ...

I blame her eyes. They came from a pdf of eye sketches included in the resources from Alex Anderson's Faces Quilt project*, a free 'live' video tutorial offered on the Quilt Show.com website. I am not a huge fan of the Quilt Show, but the Faces project was too good an opportunity to miss. For me, it was a mix of improv, scrap-based, imaginative play, which would take me a step nearer to making an art quilt. After piecing the background, I made a template for the face to the scale suggested by Alex A and selected eyes, nose and mouth shapes from the links offered on the website. It was then simply a matter of fusing away until my rather odd lady began to

emerge. She needed a name ... and with her name came her back story, or at least an opening paragraph that she might claim as her story if I ever get round to writing the rest of it! I don't think she spent all her time on her own. So number 2 in my series is likely to be the chap whom she met once for coffee, attracted by the colour of his jacket and the jaunty way in which he wore his hat



To access the Faces Quilt classes, go to the home page of the website and click on 'Alex Live – Ricky Live' to view the play list. Select Alex Anderson's Faces Quilt classes from the list. They are available free as a 6-part video.

*thequiltshow.com

Carole Webb

Passion4quilting

Leicester based online store secure and
easy to use

For all your Quilting needs

Buy your 100% cotton quality quilting
fabric Tula Pink, Batik, Makower, Nutex,
Michal Miller, Timeless Treasure, Rose &
Hubble, lots of Patterns, Batting,
Quilt Kits, Swarovski Hot Fix Crystal,
piping, Webbing, Threads!

Call Sue or Gerry for
further information

Tel: 0116 224 7419

Mob: 079 1006 1001



www/passion4quilting.com



Passion4quilting



Passion4quilting1

Here's an idea to think about, sent in by Ann Moody from Bristol

“How much piecing a quilt is like living a life! You can give the same kind of pieces to two persons, and one will make a nine-patch and one'll make a “wild goose chase” and there will be two quilts made of the same kind of pieces and jest as different as they can be. And that is jest the way with life. God sends us the pieces but we can cut them out and put ‘em together pretty much to suit ourselves, and there's a heap more in the cutting and sewing than there is in the caliker.”

Eliza Calvert Hall, quoted in

The Romance of the Patchwork Quilt in America, by Carrie A Hall & Rose G Kretsinger. This book, published in 1935, was one of the first books to recognise and research the place of quilting in society. Some of it now seems quaint (some colour-combinations are described as “nervous”) but it is a readable and important work.

A message from the Event Director of Festival of Quilts:

“We very much hope to be able to run the Festival in 2021 (albeit in a revised format to ensure your safety), so please put the dates in your diary to join us: 29 July to 1st August 2021”

Guild Bursaries

The Guild offers a range of bursaries to members and it would be fantastic to receive a healthy number of applications for these. We would be grateful if you could promote them as you see fit.

Below is a summary of the awards on offer. All supporting paperwork for the bursaries can be found on The Quilters' Guild website under 'Membership' – 'Quilters' Guild Bursaries'.

- The Sue Belton Memorial Prize **(Deadline: 28th February 2021)**
- The Quilters' Guild BA Student Bursary for Textile Students **(Deadline: 31st March 2021)**
- The City & Guilds Award **(Deadline: 31st March 2021)**
- The Founder Members' Bursary **(Deadline: 30th April 2021)**
- The Quilters' Guild Travel and Education Bursary - Guild Teacher Education Award **(Deadline: 30th September 2021)**
- Amy Emms Bursary **(Deadline: 28th February 2022)**
- Other Prizes and Awards.

The Fashion and Textile Museum (founded by Zandra Rhodes) has regular online talks about fabrics, designers, or other interesting topics. I watched one about block printing and another about chintz fabric. They only cost £5. It's a lovely small museum to visit when things re-open too.
<https://ftmlondon.digitickets.co.uk/category/31973>

Important message from your Treasurer – Region 5

The future of Five Patch

At our last committee meeting we reluctantly agreed that the Spring edition of Five Patch, due in January, would be the last to be physically printed and posted out to members. Most Region Five members have an email address, and will receive their copy as an attachment. Those people who don't use email will still receive a printed copy as we can afford to print and post a few.

We did not take this decision lightly but with funds in our current account at £699, and the cost of producing and posting an edition of Five Patch approximately £615, I am sure you appreciate that it no longer viable to do things this way. With the economy as it is, we feel it is prudent not to rely on increasing income from advertisers to cover some future costs. We are not the only Region having to make this decision. We can blame Covid-19 for the Regional Days not taking place, but in fact these events have made little or no profit recently. This is mainly due to the lack of support by members and the cost of speakers and increasing associated costs.

We have over 300 members in Region 5, but it is a sad fact that very few attend Regional days (on average 30/40), even less respond to emails and questions raised by our co-ordinator, Liz or by Judith, Five Patch Editor.

Please remember this is your region, you pay your annual subscription to The Quilters' Guild of the British Isles, which includes membership of Region 5. We are here for you; Liz Jarvis and the Committee try extremely hard to be inclusive of everyone over this widespread region. If you, the members, do

not respond with what you would like, how are we supposed to know what to put on?

I am sorry to say that my term of office as Treasurer and as a member of the Committee finishes in April and I am hoping that there will be a volunteer for the post of Treasurer so that I can affect a smooth and informative hand over. I am sad that my time as part of the Committee has ended on such a sad note, as I for one love reading a hard copy of Five Patch.

Gillian Griffiths

'Come to Quilt' is planning its exhibition !

5th March to 13 March 10 am to 4 pm.

Everyone welcome , Free entry, parking.

Lavender Barn, Westleigh Farm, Broomfield, Bridgwater TA5
2EH

[COVID and weather permitting].


sales@cometoquilt.com

01833 240041


AGM and Conference The Trustees of The Quilters' Guild have reluctantly decided to postpone the 2021 AGM/Conference. More information will come later. Many members attended the virtual AGM in 2020 over Zoom, and business was conducted well. We missed the other associated events but look forward to next year.

CAFFLE CRAFTS

Buy a sewing or embroidery machine from Jane and family at Caffle and you can rest assured you will receive all the support, knowledge and back-up you'll need to use your machine to its full potential.




As well as our range of sewing and embroidery machines we also stock patchwork fabrics, threads and sewing accessories. Why not treat yourself to a coffee in our in-house café and see for yourself?



CLOSED MONDAYS

Caffle Crafts, Bristol Road, Hewish, Weston Super Mare,
North Somerset BS24 6SE



TINA@CAFFLE.CO.UK WWW.CAFFLECRAFTS.CO.UK (01934) 838327

www.simplyhaberdashery.com

FREE DELIVERY ON ORDERS ABOVE £10

Threads, quilting products, buttons, cords, elastics, zips, braids, ribbons, needles and pins, bias binding, lace, webbing and much more...

Also – cotton fabrics, jelly rolls and fat quarters at great prices.

01206 587177

info@simplyhaberdashery.com

www.facebook.com/simplyhaberdashery



From the Editor

While sympathising about the lack of stories for Five Patch, a friend told me about her experience of buying fabric abroad. I pointed out that she had a good story right there – and we were all able to share Gill Griffiths' tale of shopping in Dubai!

Let me tell you about being the editor: Five Patch comes out 3 times a year, and it takes me 2 or 3 days to assemble it, though this may become less as we move to digital format. But in between times I keep my eyes and ears open for anything that might make an interesting item – an exhibition, a book, a joke, a story. People often don't realise what fascinating things they get up to, and just need a nudge to share it. Also, many members send in reports and updates from wherever they are.

This is my next-to-last issue of Five Patch, so we are looking for a new editor to replace me. You need only very basic computer skills (I do it all in Word); you need to be curious about what goes on in the quilt and textile world; you will be interested in everyone's stories. It's about creating a sense of community in the region.

And from time-to-time you might write a bit yourself – you can always use a pseudonym if you want to.

I am happy to talk to anyone who is interested – I'm sure there is a really keen wannabe editor out there. Just email me at newsreg5@quiltersguild.org.uk

Judith

Creating charity quilts under Covid restrictions.

In these peculiar times it's been strange not being able to get together, share the joys of sewing, inspire each other and create things together hasn't it?

As a group we began, and have continued, to meet via monthly zoom chats – which has been a steep learning curve and is, to put it mildly, an art in itself. We always have the usual show and tell session, and manage to have a quick chat about non-quilty things too.

We decided quite early on, in the first lockdown, that we'd like to make a joint quilt. We're really pleased with how it all turned out. It occupied us and caused lots of discussion and debate and lots of smiles too.

But, just in case your group is thinking about making a quilt together, across the ether, here are some lessons we learnt along the way.

Before you start ... decide.... Which charity is the quilt for? Is it to be given away? Is it eventually to be raffled? How is the fabric for the quilt to be funded?

It could be just scraps, fat quarters from participants' stashes. It could be specifically curated fabrics shared amongst the group....and don't forget the cost of the backing fabric and wadding. *We chose scrappy, pre-accumulated stash fabrics and to make a quilt (in fact, two) for Project Linus.*

Be specific. Exactly what size do you want the unfinished block to be? When do you want the blocks completed by? Have a strategy for what you might do if it's not possible, for some in the group, to complete their contribution, by the deadline, at the last minute.

Make sure everyone gets clear written instructions to refer back to, as well as verbal ones. This will make sure everyone is on message and that errors don't occur - Chinese whispers of instructions to those who miss the discussion or mere forgetfulness or half-remembered instructions may lead to some creators going a little off-piste.

Remember, not everyone's quarter-inch seam is the same!...this can lead to different sized blocks. Consider the capabilities and keenness of all the group members. Choose a style, pattern, block that suits everyone's skill set.

Choose, if you can, forgiving block patterns; where seams don't necessarily need to match! Or make blocks where there's a large enough border that can be trimmed back if needs be. *We chose a wonky log cabin block.*

If you do want perfectly formed, matching blocks that go together perfectly, consider using Foundation Paper Piecing patterns. However, it is key that there's a one inch square somewhere on the pattern to make sure that when it's printed off from a variety of computers/printers that there is a consistency of size for the pieces and the block.


Be clear on colour choices. You could send a selection of fabric swatches for matching/ co-ordinating with. Alternatively, choose a clear colour theme – only black and white fabrics or just using blues, turquoises and greens, for example.

The quilt itself could be undertaken as a challenge. Everyone could be given a fat quarter of the same fabric with the instruction that they can create a block, of a specified size, of any style, as long as it incorporates at least half of the given fabric. *We chose saturated colours for one and pastels for the other.*

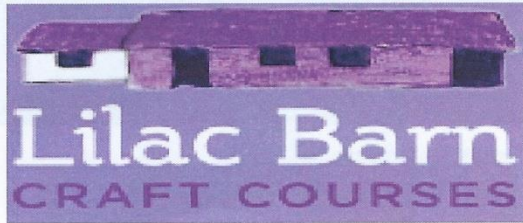
Organisation is key - before you start, nominate a co-ordinator who can chivvy people up or encourage them along and can collect the completed blocks. Make sure that there is someone

to join the blocks together, someone to quilt the top and someone to bind it too. Everyone has a part of the process they enjoy. One person doesn't have to do all the compilation. *(Personally, I prefer doing the binding!)*

We'd love to see the virtual group quilts you've created during lockdown, together with any other advice you can offer to help them run smoothly too.



Wendy Booth-Boyd



Lilac Barn offers a range of stimulating craft courses for students of all abilities.

The courses include Patchwork and Quilting, Upholstery, Curtains and Blinds, and Still Life Oil Painting.

All of our courses are designed to be fun and informative, with skilled and experienced tutors on hand to guide you through your project.

Studio is located in

Stoke St Gregory, near Taunton, Somerset, TA3 6JD.

More details of the courses available on our website.

www.lilacbarn.co.uk



Join us for more Zoom get-togethers on these dates:

“Sip and Show”,
bring your project and a cuppa
– or just come and see what
other people have made.

Sunday 7th February, 3.30
Saturday 6th March, 3.30



Patchwork and Quilting

We have a fabulous range of patterned and plain fabrics in stock as well as wadding and various notions.

We are situated in Broomfield, midway between Taunton and Bridgwater, not far from Fyne Court and Hestercombe Gardens not far away

Opening hours

Tuesday – Saturday 10m till 4pm

Our **Annual Exhibition** in association with **The Dragon Quilters** is being held 5th March – 13th March inclusive.

**The Lavender Barn,
Westleigh, Broomfield, Bridgwater Somerset TA52EH
01823 240041 sales@cometoquilt.com**

Is your group having Zoom meetings?

Here are some Quilting Games for you to use, here and on other pages..... many thanks to Wendy for these.

Kim's game

Have a tray, with 10-15 sewing related objects on it. The participants/ players have a piece of paper with numbers 1-5 and a pen. Cover the tray. Remove an object and get the players to write down the object that has been removed. Remove the next object in the same way. Do up to five objects. See who got the most right...in the right order.

ThreadIT crazy patchwork bear

I'm actually a trustee of the Embroiderers' Guild (as well as a member of the Quilters' Guild, of course!) and the big project I've been working on is our virtual on-line community. The community, our virtual branch, is called ThreadIT, and comes in three parts – a blog, a members 'chat room' with a range of community groups, and a resource library. One of the things in the library is a fairly extensive stitch directory – well over 200 – which I had the daunting job of populating. I had to make sure that not only did the instructions posted with each diagram make sense, but also that they matched the diagram!

I developed the habit of stitching a small sample of each stitch I wanted to check, which also allowed me to photograph the sample to include with the instructions.

Rather than just stitch on throwaway scraps, I decided I ought to use my samples to make something – and as I both love crazy patchwork and had always wanted to make a bear, I took the opportunity to do both. I dug out a simple bear pattern, cut out the pieces in calico, raided my scrap stash, and had the working pile next to me as I worked through the list of stitches. Which is why ThreadIT Bear has a Bayeux stitch heart, a trellis couched patch under his shoulder and some exotic stitches like Spanish knotted feather stitch, Vandyke stitch, and decorative ladder stitch scattered about him. He also sports some bits of lace, has a spiderweb stitch nose, and even a patch of darning on one leg.

So, strictly speaking, he's a sampler bear – which is sort of what crazy patchwork has always been – and I was very, very pleased with the way he turned out!

Penny Hill

[We saw ThreadIT bear first on the zoom meeting which replaced our October Area Day, along with Ann Moody's fabric flowers, which feature on the front cover.]



ThreadIT bear

How many different stitches can you spot?



Weston Quilters' 2020 – Twenties Alphabet Challenge

WE WERE ASKED TO CREATE AN A4 SIZED MINI-QUILT BASED ON OUR CHOSEN LETTER – DEPICTING AN ASPECT OF THE 1920s.

Didn't everyone do well?



A= Art Deco B= Bob hairstyle C= Capone D= Deco E= Erté F= Flapper G= Gold, Gatsby etc
 H= Hair and Hairband I= Ink pen J= Jazz Age K= Kicking Kate L= Charles Lindbergh
 M= Marrakesh/Marjorelle N= New York O= On the Rocks P=Poiret Q= Quilt R= Roses
 S= Sequins T=Tea for Two U= Umbrella V= Violet W= Window X= Xmas Y= yo-yos
 Z= iaZZ

More Zoom games to try out:

Magazine patchwork.

Equipment needed on hand:- One magazine with colour pages (eg weekend supplement), glue stick, scissors, A4 piece of paper.

Start the timer, everyone must use the pages from the magazine to create their own paper A4 sized "quilt", in 5 minutes.

Name that quilt block.

Possibly this game is only fair if you have lots of experienced quilters in the group. (Or any group can play if you give allowance/ points for imagination and inventiveness too. But keep it decent!)

Have pictures of 10 quite distinctly different quilt blocks.

Hold them to the screen and then the players have to write down their names....

Sewing linked treasure hunt

The leader should have a list of approx. 10 sewing related items.

She calls out one thing for the players to go and collect. They whizz off and grab something that fits the description. 1 point for the first to get back, 2 points for the second etc. The person with the lowest number of points at the end, wins.

- ie
1. a patchwork magazine
 2. something from the Quilters Guild
 3. two needles and a pin
 4. something for measuring
 5. something that cuts

Diary, somewhat reduced but a sign of hopeful things to come.

February 2 nd -20 th Tues - Sat, 10-2	Unfolding Stories 4 CQ West	Ilminster Arts Centre Meeting House, East St, Ilminster TA19 0AN
February Sunday 7 th 3.30	Sip – and – Show!	Zoom
March Saturday 6 th 3.30	Sip – and – Show!	Zoom
March 5 th – 13 th 10 -4	Come to Quilt & Dragon Quilters	Lavender Barn Westleigh Farm Broomfield Bridgwater TA5 2EH

At the time of writing, in December, we don't know what 2021 will bring but are keeping our fingers crossed for things to improve. In the meantime, remember that The Quilters' Guild website, facebook page, and online newsletter has articles, interviews, and virtual museum visits.

Some exhibitions are being planned, and we are all looking forward to seeing quilts in real life.

And we are grateful to all those people who have amused, entertained, and taught us while we are isolated at home.

Thank you!



Quilting Groups and Contacts in Region 5

*Groups whose names are in **bold** are affiliated to The Quilters' Guild, which offers a range of benefits!*

Bristol Area groups

<p>Bradley Stoke Sew and Soss Sylvia Peters sylvia.peters41@gmail.com 0117 969 0716</p>	<p>Bristol Quilters Redland contact@bristolquilters.xyz</p>	<p>Brockeridge Quilters Frampton Cotterell Michelle Topham michelle@topham68.co.uk 01454 881455</p>
<p>Clifton Quilters Sue Jamison sue.jamison@hsc-uk.com 07774443696</p>	<p>Emerson Green Quilters Bromley Heath, Downend barbara.banks1@virgin.net</p>	<p>Frome Valley Quilters #1 Winterbourne Gillian McKane gillian_mckane@hotmail.com 01454 854735 1st Friday, 10-12</p>
<p>Modern Quilt Group Ruth Case ruthcase65@gmail.com</p>	<p>Salford Quilters Ann Jones daejones@blueyonder.co.uk 01225 872505</p>	<p>Severn Valley Quilters Thornbury Sheila Butler severnvalleyquilters@gmail.com 01454 618143</p>
<p>Shire Stitchers Shirehampton Gail Amphlett gail.amphlett@hotmail.com</p>	<p>South of the River Quilters Bedminster Helen Thomas sorquilters@gmail.com</p>	<p>Wednesday Afternoon Qs Henleaze Mary Brooks 0117 942 1539</p>
<p>Westbury Park Quilters Jane Bjoroy 0117 968 4833 westbury-parkquilters@outlook.com</p>		

Somerset Area groups

<p>Apple County Quilters Nynehead, Wellington Liz Christie applecountyquilters@gmail.com 01823 421756</p>	<p>Avalon Quilters Jenny Lewis j.lewis072@btinternet.com 01749 670772</p>	<p>Bath Quilters Jane Hill bathquilters@gmail.com</p>
<p>Brockley Quilters Wendy Dorey wendydorey@yahoo.com 01275 463738</p>	<p>Camelot Quilters Wedmore Ruth Edkin 01934 710064</p>	<p>Corfe Quilters Taunton Sue Ford richsueford@hotmail.co.uk 01823 421769</p>

<p>Draycott Quilters Draycott, Cheddar draycottquilters.co.uk helengreenwood114@gmail.com</p>	<p>Sew Happy Quilters (formerly Enmore Quilters) sewhappyquilters@btinternet.com</p>	<p>North Somerset Quilters Backwell Karen Llewellyn-Parsons kazzie12@blueyonder.co.uk 01275 463119</p>
<p>Queen Camel Quilters Morwenna Ford morwenna@biza.co.uk 01935 850300 07879845445</p>	<p>Portishead Quilters Diana Harris 01275 873056</p>	<p>Quantock Quilters Nether Stowey Gill Griffiths gillgriffiths2013@gmail.com 01278 733709</p>
<p>Quirky Quilters Stoke sub Hamden Bridget Thorn bthorn@staplecross.co.uk 01460 929204</p>	<p>Somerset County Quilters Taunton Julia Langley somersetcountyquilters@outlook.com 07544 697271 1st Monday, Taunton catholic church TA1 3NN 7.15</p>	<p>Stanchester Quilters Martock Dru Perry 01935 622703</p>
<p>Star Quilters Yeovil Laura Mills laurawmills5@gmail.com 07885764355</p>	<p>The Thursday Girls Worle Heather Fowler thethursdaygirls@gmail.com 07967527455</p>	<p>Washday Quilters Stanton Drew Margaret Adlam 01275 333274</p>
<p>Wells Quilters Wells Museum Maggie Fowler maggie.fowler@hotmail.co.uk</p>	<p>Weston Quilters Weston super Mare Winterstoke Hundred Academy BS24 8EE Lorna Mason lhmason@me.com</p>	<p>Winford Craft & Quilters Pat Myers patricia.myers1@btinternet.com</p>
Gloucestershire Area groups		
<p>Brockhampton Quilters Cheltenham Georgina Oldham georgina.oldham@hotmail.co.uk 01242 820423</p>	<p>Chalford Stitchers Chalford, Nr Stroud Fran Mosley admin@chalfordstitchers.co.uk 01453 882139</p>	<p>Childswickham Quilters Georgina Oldham georgina.oldham@hotmail.co.uk 01242 820423</p>
<p>Churchdown Ps&Qs Gloucester Gill Banks churchdownpandq@gmail.com 01452 713892</p>	<p>Five Valleys Quilters Nailsworth Debbie Lucas fivevq@gmail.com 07850943696</p>	<p>Hathaway Quilters Stratford on Avon Teresa Knight knight.t@btinternet.com 01386 438718</p>

Highnam Quilters Gabby Davies quiltershighnam@gmail.com m	Hunt Stitchers Stonehouse Jean Hunt jeanhunt2016@outlook.com 01453 826044	Isbourne Quilters Winchcombe new contact needed
Lydney Quilters Marysia Furlong arboyne123@gmail.com 01594 841290	Montpellier Quilters Cheltenham Anne Underhill montpellierquilters@gmail.com 01242 526117	Newent Quilters Newent Lin Bourne newentquilters1@gmail.com
Severnside Stitchers Westbury on Severn Julia Chappell thejjchappells@gmail.com 01452 760380	Sipton Quilters Sipton Oliffe Margaret Brown margjbrown@gmail.com 01242 820498	Sodbury Vale Quilters Chipping Sodbury Gillian McKane gillian_mckane@hotmail.com 01454 854735 3 rd Weds of the month 7.30
Stinchcome Quilters Dursley Ann Vick annvick99@yahoo.com	The Cotswold Quilters Tetbury	Theoc Quilters Tewkesbury Cathy Leslie 01684 438478 colinandcathy@gmail.com Wendy Venables rkvenables@aol.com 01684 850589
Under the Edge Quilters Wotton-under-Edge Fiona Shipston feshipston@talktalk.net	Wainlode Quilters Norton Village	

Please remember to let me, and the website editor know about any changes to your group contacts. And of course we want to hear about your activities, and your exhibitions when they are back.

Items for Region Five's website should be sent to Vickie Farrall:
web_reg5@quiltersguild.org.uk

SPECIAL ADVERTISING OFFER: pay now and the 3 issue price will cover FOUR issues, and you won't get reminders just before Christmas! This is a one-off, in order to move the invoicing to the Spring for your convenience.

Advertising in *Five Patch*

for 3 issues [paid together in advance]

Black and white:

half-page £32.40 full page £64.80

Colour:

half-page £65.70 full page £118.80

Advertising in *Five Patch* for 1 issue

Black and white: half-page £12 full page £24 Colour:

half-page £25 full page £44

Adverts should be sent as jpeg or Word attachments to an email. newsreg5@quiltersguild.org.uk

Five Patch invites and welcomes contributions from all QGBI members, though the editor reserves the right to edit items. Material sent to the editor may also be used on the regional website unless the writer specifically requests otherwise.

For Summer 2021 issue: 1 April 2021
For Autumn 2021 issue: 1 August 2021
For Spring 2022 issue: 7 December 2021

Craftngo For Fabrics

Gloucester based online fabric shop

Visit our online fabric shop or call to arrange a visit to check out our extensive range of fabrics, kits and haberdashery.

Craftngo offer a **pop-up shop service** to Quilters Guild members, AGM meetings and sewing groups, bringing along a wide selection of fabrics and haberdashery for your members to purchase.



Sit and Sew sessions are held on Saturday mornings 9.30 - 4.00 at St Lawrence Parish Centre, Barnwood, Gloucester. GL4
Dates and times can be found on the website or call Kimberley for details

New for 2021

Sewing workshops can be booked for your sewing group meetings. List of workshops can be found on our website.

Sewing retreats planned for 2021 (March and November: Cornwall. May and September: Peak District) details on website.

To arrange a visit or book a workshop contact Kimberley

www.craftngo.co.uk

craftngo@hotmail.com

07469 896728 | 01452 5300128 Broad Leys Road, Barnwood,
Gloucester, GL4 3YW



**Patchwork
& Quilting
Warehouse**
Yarn, Dressmaking
Haberdashery

OUR MAIL ORDER DEPARTMENT IS OPEN

During these challenging times we are here to keep you connected, stitching, quilting and knitting. Our mail order team are keeping to strict social distancing and hygiene rules whilst we pick, cut and pack your orders. You can order on-line or by telephone and we can even video call if you'd like to see more!



Join our Facebook community @ladysewsew

Don't forget that you can order your yarn requirements at our knit website
www.ladysewandsewknits.co.uk



ladysew
andsew
knits.co.uk

LINES ARE OPEN MONDAY TO FRIDAY 10am to 5pm

FARM ROAD, HENLEY ON THAMES, OXFORDSHIRE, RG9 1EJ
01491 572528 www.ladysewandsew.co.uk